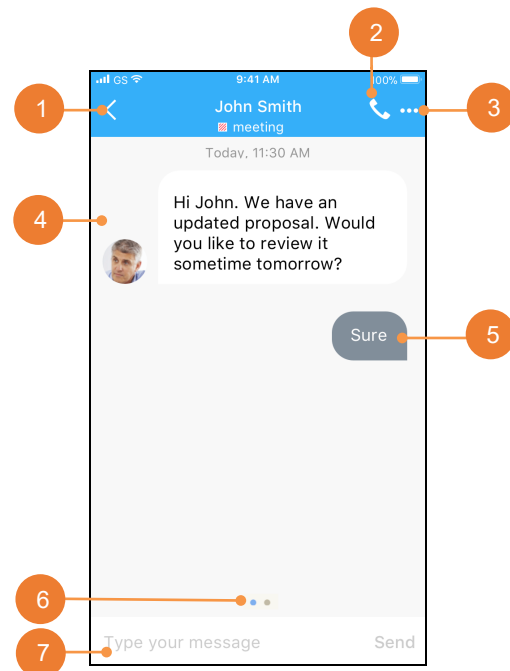


1. Tap to open the Application menu.
2. Start new One-to-One or Group Message.
3. More Options (Mark All as Read, New Broadcast).
4. Search Message text.
5. Group Message (unread).
6. One-to-One Message (unread).
7. Swipe Options (Call, Delete, More: Profile, Join Room, Mark as Read).
8. Date and time of message.
9. Profile Picture.
10. Broadcast Message.

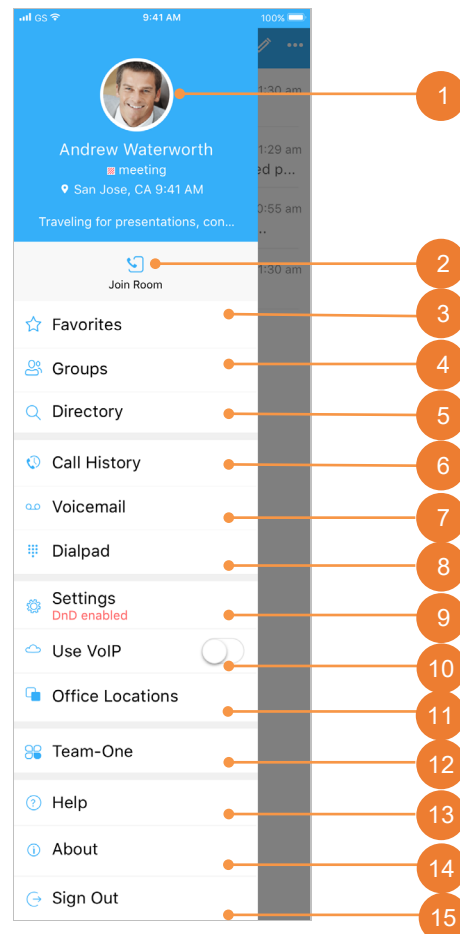
Chat Threads

1. Tap Back (<) to return to the previous screen.
2. Call this contact.
3. More Options (Join Room, View Profile).
4. Incoming Messages (tap for date/time of message).
5. Outgoing Messages.
6. Swipe between chat and hub view.
7. Text entry (emoji support).

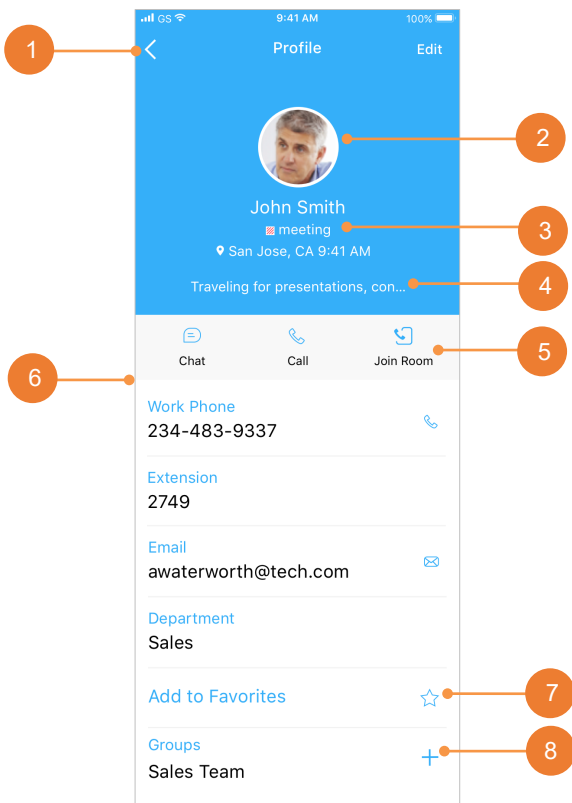


Application Menu

1. Update Picture.
2. My Room is your permanent communication room. Use the **Join Room** button to join for audio, video, and screen sharing session (launches BroadSoft Meet).
3. Tap **Favorites** to see your favorite contacts and their status.
4. View your contact Groups and start group messaging.
5. Search in *Directory* for BroadWorks or Local Phone contacts.
6. View *Call History* to see your call logs for incoming, outgoing, and missed calls.
7. Access Voicemail.
8. Call any number from the Dialpad. Long press on “1” on the numeric pad calls your voice mail.
9. Change your application Settings (*Do Not Disturb* is turned on).
10. Enable VoIP calling.
11. Office Locations.
12. Apps (Team-One).
13. Help (learn how to use the app).
14. About (Find more information in “*About*” for the client version, license, and legal notices.)
15. Sign out of the app.



Contact Profile



1. Tap Back (<) to return to the previous screen.
2. Profile Picture.
3. Status, Location, and Time.
4. Personal Message.
5. Quick Actions (Chat, Call, and Join Room).
6. Profile Details.
7. Set as Favorite.
8. Add to Group.

Call

1. Tap Back (<) to return to the previous screen.
2. Name, number, and photo of called party.
3. Call control actions:
 - Mute / unmute
 - Hold / resume
 - Audio sources: Speaker / Bluetooth / Headset
 - Keypad (DTMF entry)
 - Video
 - New Call
4. Hang Up.
5. More: Transfer, Conference, Transfer to mobile.

